












Mileage, color coding and difficulty rating for the trails at Lake Anna State Park

Miles	Trail	Color	Difficulty
2.5	Sawtooth	Tan	More Difficult
1.1	Glenora	Green	Easiest
1.2	Big Woods	Silver	More Difficult
0.9	Cedar Run	White	Easiest
1.2	Turkey Run	Yellow	Easiest
0.8	Mill Pond	Blue	Easiest
1.5	Pigeon Run	Purple	More Difficult
3.1	Gold Hill	Black	More Difficult
0.8	Fisherman's	Orange	Easiest
0.3	Old Pond	Blue	Easiest
1.5	Railroad Ford	Red	Easiest

-  Boat Ramp
-  Cabin
-  Campground
-  Concessions
- E** Environmental Education Pavilion
-  Hiking Trail
-  Multi-use Trail
- P** Parking
-  Picnic Area
-  Picnic Shelter
-  Restrooms
-  Showers
-  Swimming Area
- VC** Visitor Center

